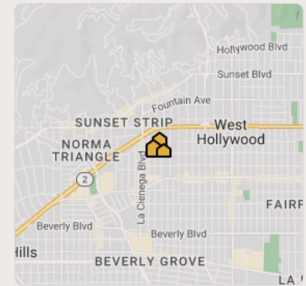


## MARKET TRENDS FOR WEST HOLLYWOOD

Single Family + Condo/Townhouse/Apt.

October 2023



### Key Details

Months of Inventory

**4.64**

List to Sold Price %

**97.5%**

Median Days in RPR

**31**

↑ 14.81% Month Over Month

Median Sold Price

**\$1,075,000**

↑ 21.47% Month Over Month

### New Listings ⓘ

October 2023

Median List Price

**\$1,199,000**

# of Properties

**56**

Median \$/Sqft

**\$961**

↑ 0.6% Month Over Month

Total \$ Volume

**\$118,218,399**

↑ 7.9% Month Over Month

Median Living Area Sqft

**1,391**

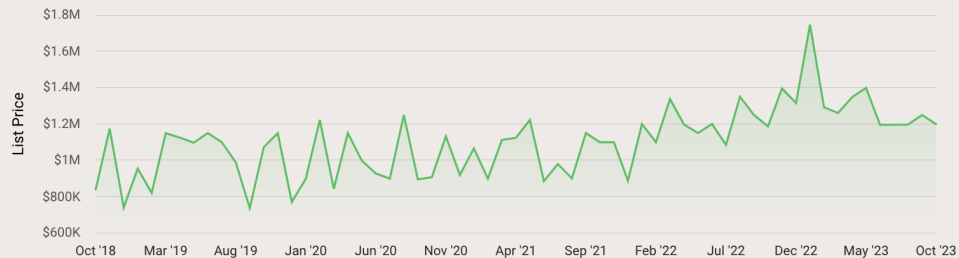
↑ 2.7% Month Over Month

1 Year

2 Years

3 Years

All



### Pending Listings ⓘ

October 2023

Median List Price

**\$1,090,000**

↑ 15.3% Month Over Month

# of Properties

**30**

Median Days in RPR

**13**

Median \$/Sqft

**\$856**

Total \$ Volume

**\$43,532,949**

↑ 15.5% Month Over Month

Median Living Area Sqft

**1,414**

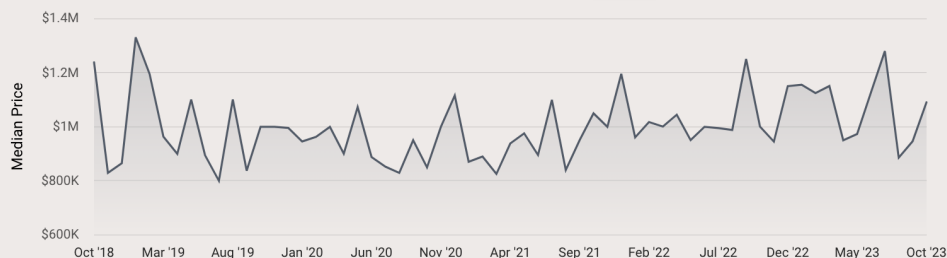
↑ 14.3% Month Over Month

1 Year

2 Years

3 Years

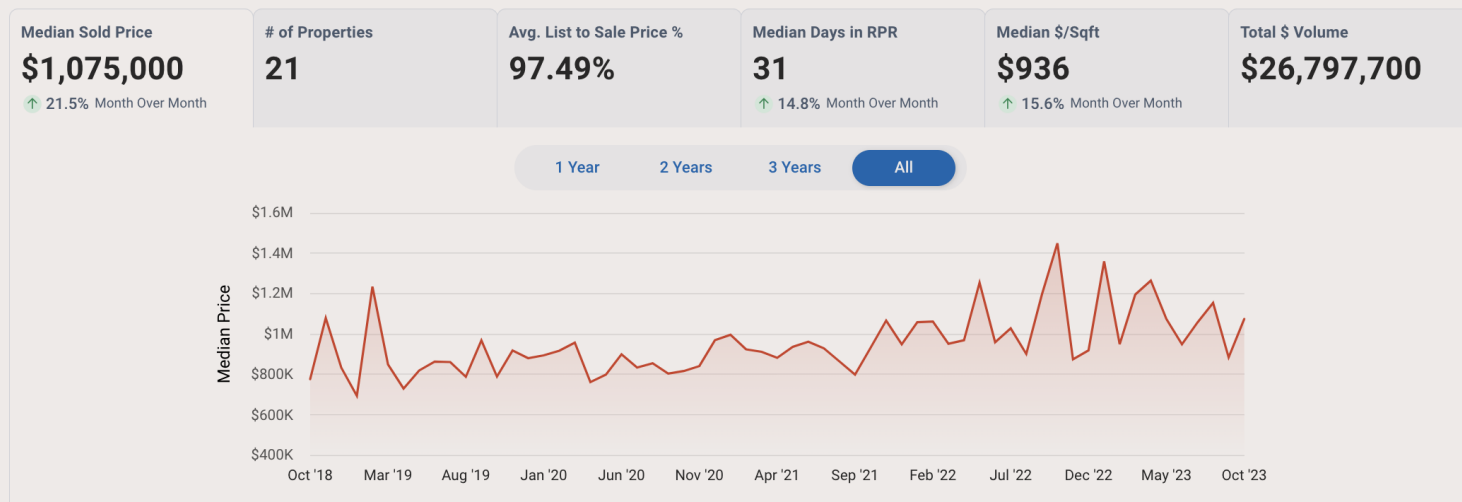
All



# VOYAGE | COMPASS

## Sold Listings ⓘ

October 2023



1. **Months Supply of Inventory:** At 4.64, showing a seller's market where demand is high.
2. **Inventory Change:** +35.28% over the year, indicating a rise in available homes.
3. **Median Days on Market:** A quick 31 days, suggesting fast sales.
4. **List to Sold Price Ratio:** High at 97.5%, meaning sellers often achieve near-asking prices.
5. **Median Sold Price:** Stands at \$1,075,000, reflecting strong property values.

These trends indicate a vibrant market favorable for sellers,  
with fast sales, high demand, and strong pricing.

Ready to Learn More?  
Call us at [310.738.5180](tel:310.738.5180) today!



voyagerealestate.com



@voyagerealestate